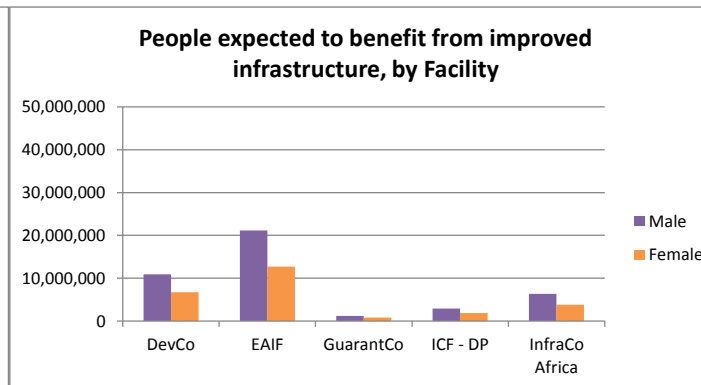
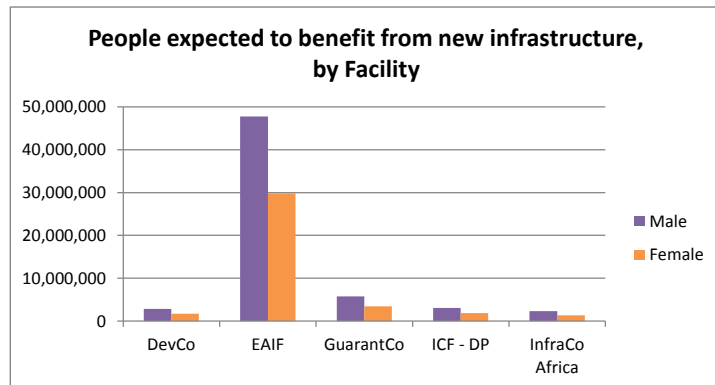
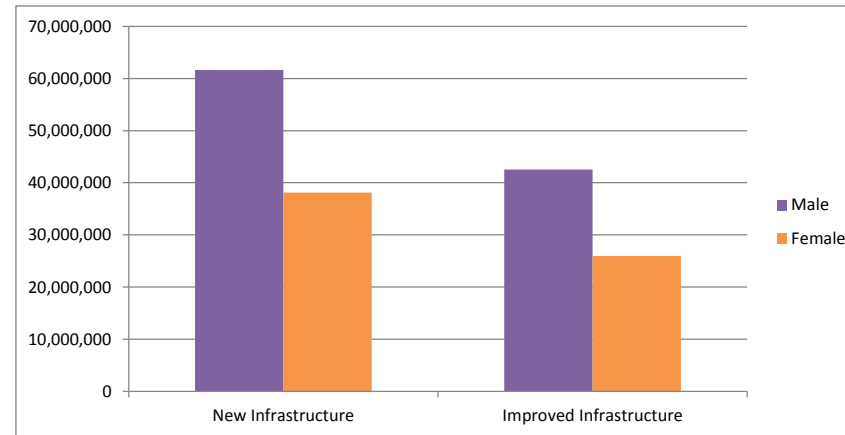


Gender breakdown of expected development impact results from PIDG-supported projects that have reached financial close (as at 30 November 2012)

People expected to benefit from new infrastructure	
TOTAL	99,782,738
of which: - Male	61,650,816
- Female	38,131,922
People expected to benefit from improved infrastructure	
TOTAL	68,492,904
of which: - Male	42,539,408
- Female	25,953,496



Facility	Additional People Served			Improved Quality of Service		
	Total	Male	Female	Total	Male	Female
DevCo	4,578,000	2,846,679	1,731,321	17,634,195	10,893,836	6,740,359
EAIF	77,562,404	47,767,583	29,794,821	33,885,465	21,178,614	12,706,851
GuarantCo	9,131,200	5,726,063	3,405,137	2,040,000	1,207,014	832,986
ICF - DP	4,875,000	3,028,321	1,846,679	4,764,000	2,883,648	1,880,352
InfraCo Africa	3,636,134	2,282,170	1,353,964	10,169,244	6,376,296	3,792,948
Grand Total	99,782,738	61,650,816	38,131,922	68,492,904	42,539,408	25,953,496